

IndianArtZone - Artist Profile Setup Guide

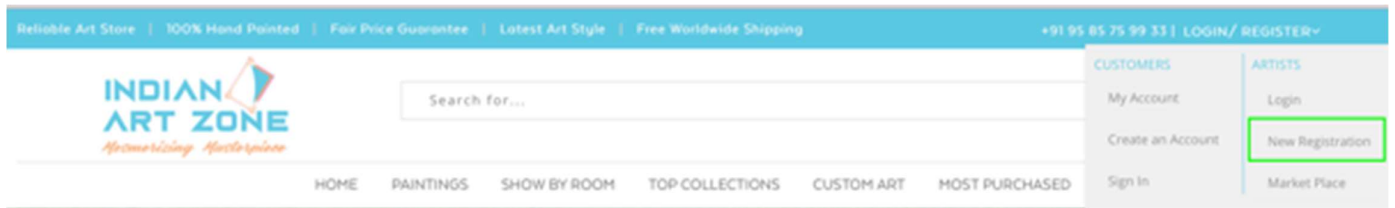
Table of Contents

Profile Setup	2
1. New Artist Registration	2
2. Existing Artist	5
3. Artist Profile View	6
4. Payment Details	7
Upload Paintings	7
1. Add Paintings.....	7
2. Manage Paintings	11
Product Reports	13

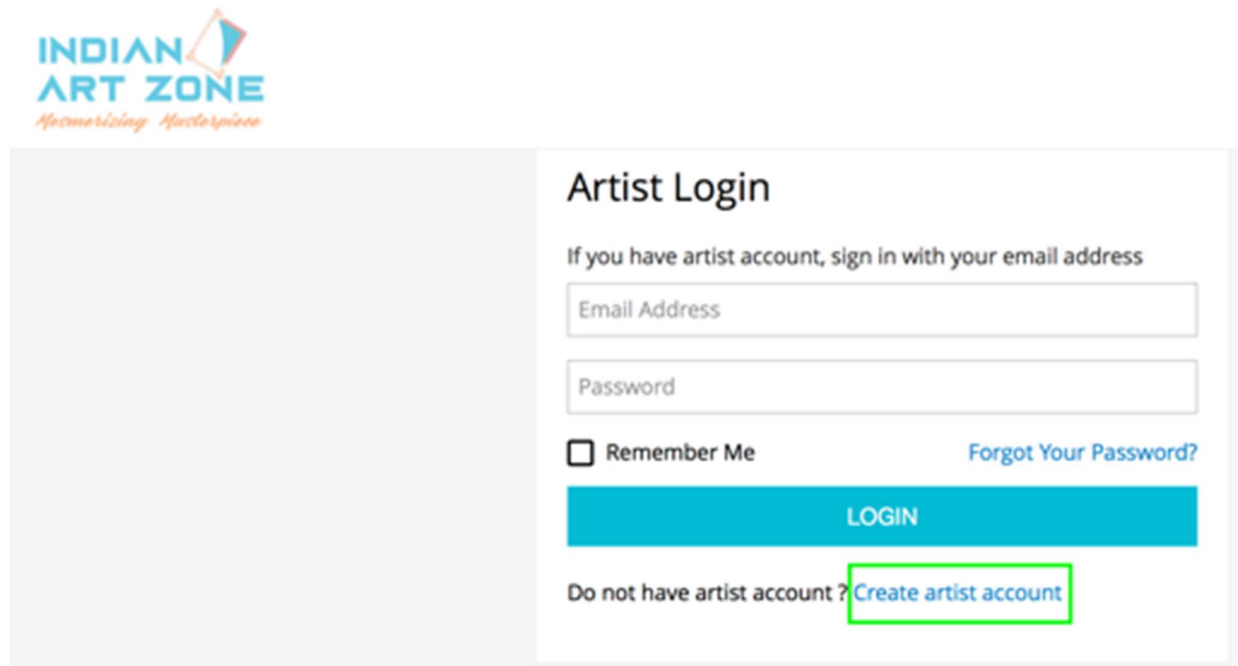
Profile Setup

1. New Artist Registration

- 1) If you are a new Artist, click on 'New Registration' link from the Title Bar shown below



- 2) Click on the highlighted link below to register your profile details in IndianArtZone website.



3) Capture your Profile information here

Create Artist Account

First Name

Last Name

Email Address

Public Name

Shop Url

**Please enter your Shop URL Key. For example
"artist-divya-shop".**

Password

Confirm Password

1 [About IndianArtZone](#)
[How to Sell in IndianArtZone?](#)
[Becoming an IAZ Endorsed Artist](#)
[Artist Profile Setup Guide](#)
[Artist Tips](#)

2 I accept the Terms & Conditions

Note:

1. Click on the links provided to know about IndianArtZone and the procedure to sell art works in IndianArtZone Market place.

2. Read the Terms and Conditions and select the checkbox to submit your profile information to admin for approval.

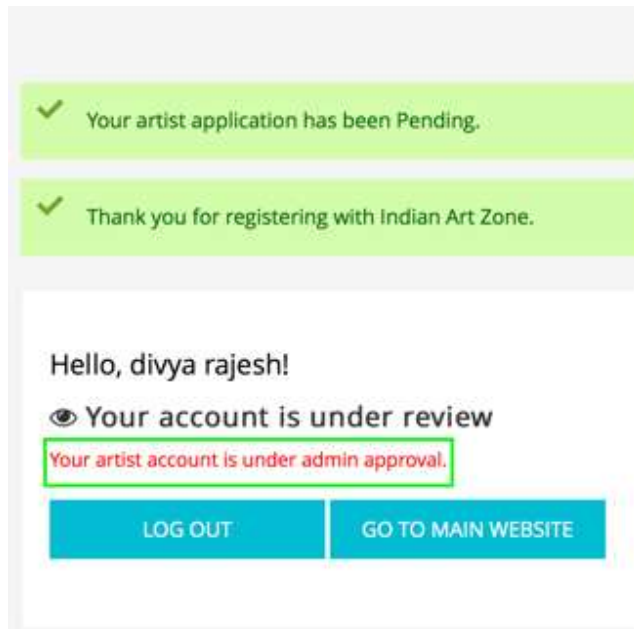
Create Artist Account

Please enter your Shop URL Key. For example "artist-divya-shop".

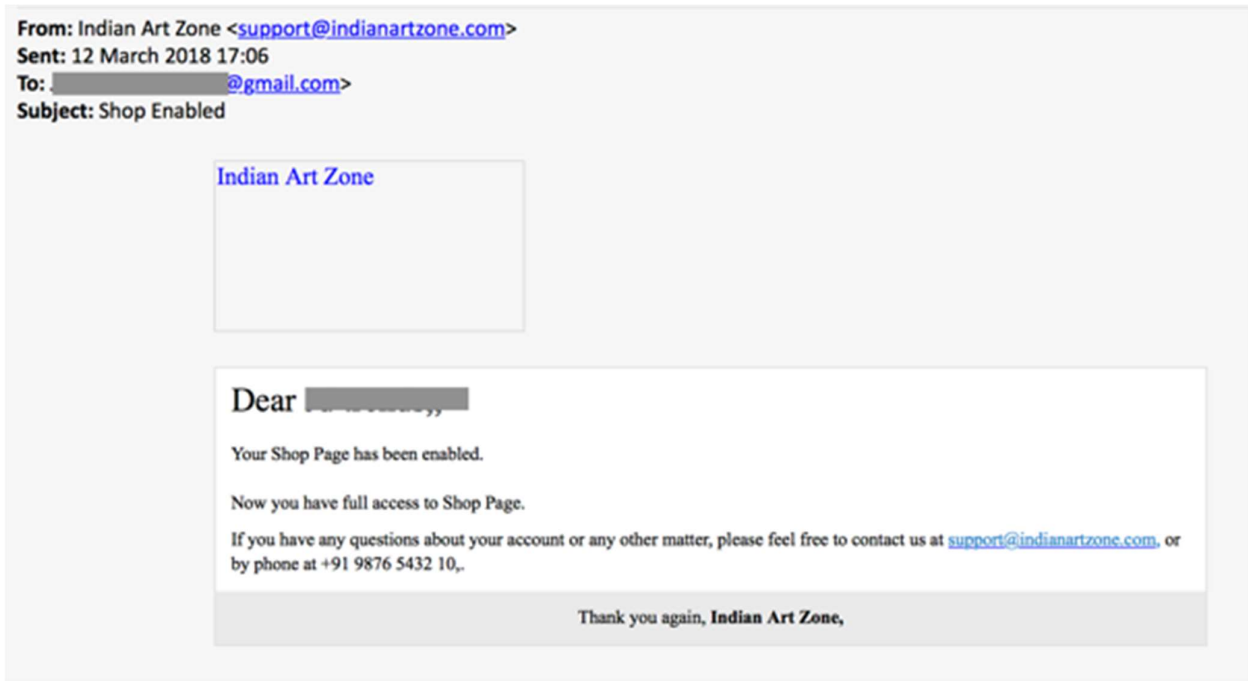
[About IndianArtZone](#)
[How to Sell in IndianArtZone?](#)
[Becoming an IAZ Endorsed Artist](#)
[Artist Profile Setup Guide](#)
[Artist Tips](#)

I accept the Terms & Conditions

4) Your application will be submitted to IndianArtZone Admin for approval



- 5) You will receive an email like the below from IndianArtZone stating that your “Shop is enabled” to upload your paintings and display in IndianArtZone Marketplace.



2. Existing Artist

Once you receive the ‘Shop Enabled’ email from IndianArtZone, you will be able to login to the website with your email address

Artist Login

If you have a artist account with us, please log in.

Email Address

Password

Remember Me [Forgot Your Password?](#)

LOGIN

Are you new artist? Please [click here](#)

3. Artist Profile View

You will find the screen like this with following functionalities. Edit button provided to make the changes if required.

- Dashboard
- Artist Profile**
- Orders
- Transactions
- Reports
- Settings
- New Product
- Manage Products
- Go to Shop

Artist Profile View

Hello, [REDACTED]

Approved Artist!

[Edit](#)

Email : ind.artzone@gmail.com

General Information

Created At: May 9, 2018 7:03:33 PM

Shop Url: [REDACTED]

Status: Approved

Artist Group: general











Public Name: [REDACTED]

Name: [REDACTED]

Email: [REDACTED]@gmail.com

4. Payment Details

Your Bank details should be captured in this page. It's a onetime set-up required for us to do Bank Transfer as and when the Order is fulfilled. Check the Process flow diagram for more details.

-  Dashboard
-  Artist Profile
-  Orders
-  Transactions
-  Reports
-  Settings
-  Transaction Settings
-  New Product
-  Manage Products
-  Go to Shop

PayPal

Active

Email Associated with PayPal Merchant Account

[Start accepting payments via PayPal!](#)

Bank Transfer

Active

Bank Name

Bank Branch Number

Bank Swift Code

Bank Account Name

Bank Account Number

Upload Paintings

1. Add Paintings

Add Simple Product will take you to the New Product Screen , where you will be able to capture your painting details. Following information highlighted in grey are mandatory to display your painting in IndianArtZone Website.

Product Information

Subject	Seascape
Product Type	100% Hand Painted
Color	Blue
Art Material	Rolled Canvas
Shape	Vertical
Size	24 * 24
Style	Decorative
Medium	Acrylic

Customizable Yes, this art can be customized. Raise Custom Order Request if required. Custom Order Request page
Artist Indian Artist Name
Country of Manufacture India

Sample data provided below to upload your paintings in IndianArtZone website

Enable Product Yes
[website]

Attribute Set Artist ▼

Product Name * Twin Birds
[store view]

Product Code * Twin Birds
[global]

Artist Price * 4500
[store view]

Tax Class None ▲
[website]

Quantity 1
[global]
[Advanced Inventory](#)

Stock Status In Stock ▼
[global]

Weight
[global]

1 lbs This item has weight ▼

Categories
[global]

Paintings X Subject X Abstracts X Animals & Birds X Style X
 Abstract X Medium X Acrylic X Bed Room X Dining Room X
 Room By View X ▼

Visibility
[store view]

Catalog, Search ▼

Subject
[global]

Abstracts ▼

Product Type ★
[global]

100% Hand painted

Color
[global]

Blue ▼

Art Material
[global]

Rolled Canvas ▼

Tips for selecting Categories:

- Click the Drop-down arrow for selecting the Categories
- Select Default Category
- Select Paintings
- Select Style and Sub-Style (only one)
- Select Medium and Sub-Medium (only one)
- Select the Main category (only one) and the Sub category (only one) for the system to rightly get placed in the relevant category

Note: Refer the image in the preceding page

Default Category x Paintings x Style x Contemporary x Medium x Acrylic x

Portrait Paintings x Lady Paintings x

Default Category

Paintings

Style

Medium

Landscape Paintings

Abstract Paintings

Animals, Birds Paintings

Portrait Paintings

Lady Paintings

African Paintings

Couple Paintings

Done

●

Shape [global] Vertical ▾

Size [global] 20*20 ▾

Style [global] Futuristic ▾

Medium [store view] Acrylic ▾

Customizable [global]
Yes, this art can be customized. Raise Custom Order Request if required.
Custom Order Req

Room [global] Bed Room ▾

Country of Manufacture [website] India ▾

Note: Click on the 'Images' section to upload your paintings and select the 'Save' button provided in the 'Top Right' corner of this page.

Images



650x800 px, 105 KB

Base Small

Thumbnail Swatch

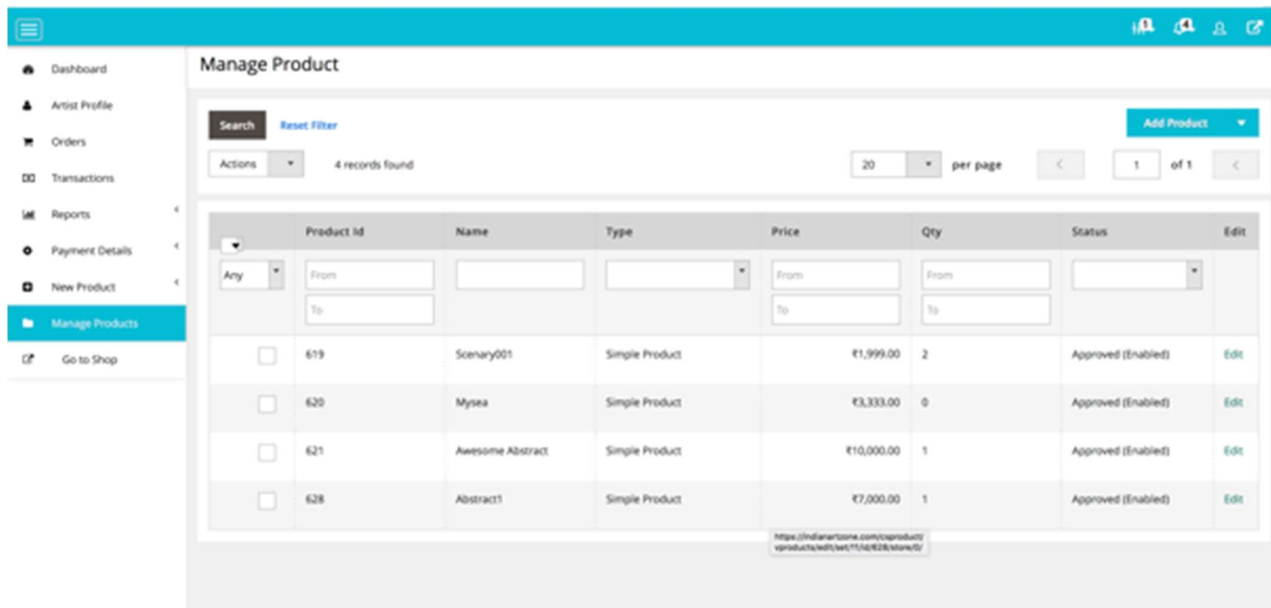


Browse to find or
drag image here

This will notify IndianArtZone Admin to review your paintings. Approval will be informed through email and thereby painting will be displayed to IndianArtZone Customers for sale.

2. Manage Paintings

All your approved paintings will be displayed in Manage Product page and you will be allowed to make changes by click on the 'Edit' button provided in this page. Once again, approval process will be followed as mentioned while



Manage Product

Search [Reset Filter](#) Add Product

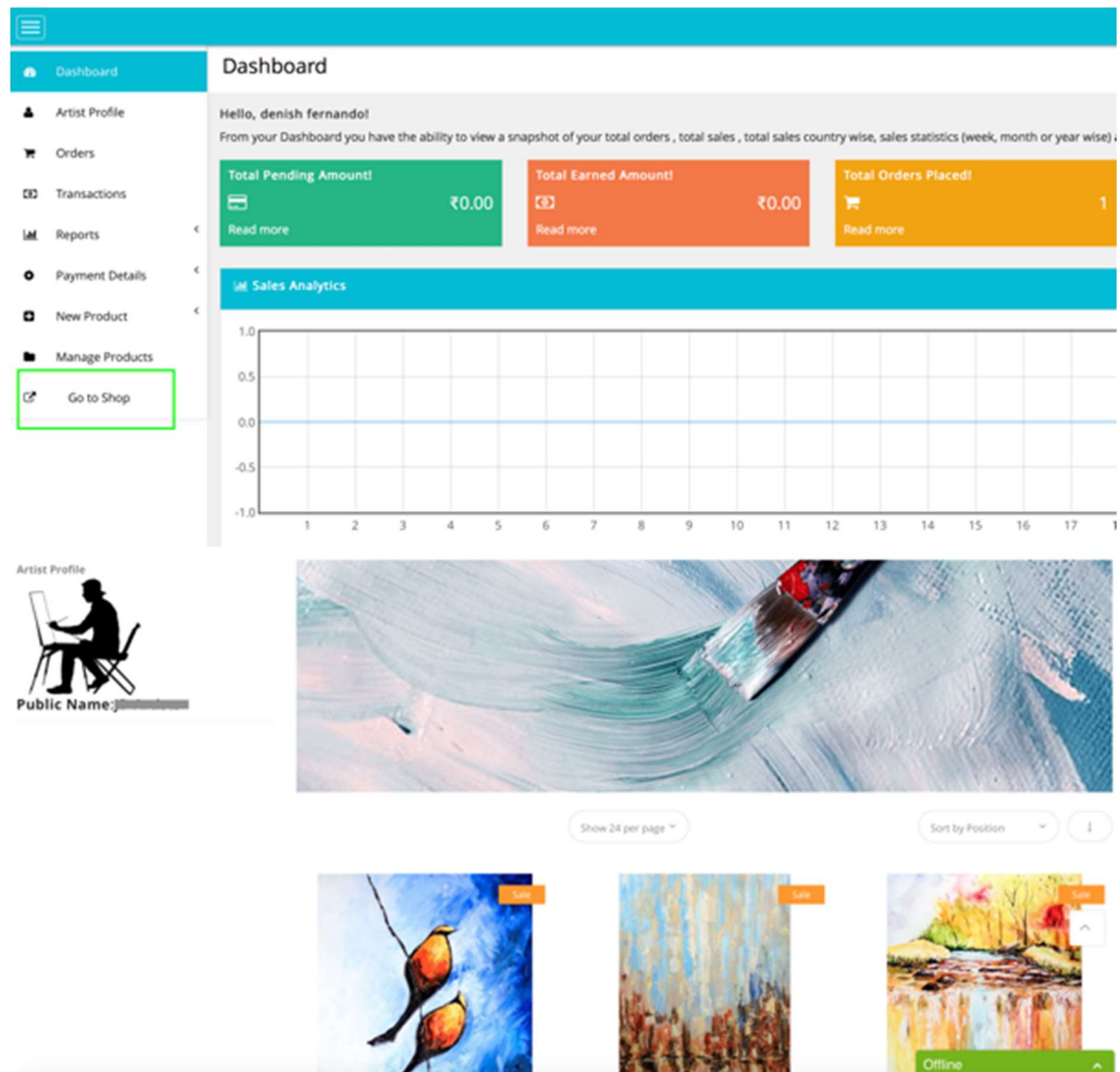
Actions 4 records found 20 per page 1 of 1

	Product Id	Name	Type	Price	Qty	Status	Edit
Any	From <input type="text"/> To <input type="text"/>	<input type="text"/>	<input type="text"/>	From <input type="text"/> To <input type="text"/>	From <input type="text"/> To <input type="text"/>	<input type="text"/>	
<input type="checkbox"/>	619	Scenary001	Simple Product	₹1,999.00	2	Approved (Enabled)	Edit
<input type="checkbox"/>	620	Mysea	Simple Product	₹3,333.00	0	Approved (Enabled)	Edit
<input type="checkbox"/>	621	Awesome Abstract	Simple Product	₹10,000.00	1	Approved (Enabled)	Edit
<input type="checkbox"/>	628	Abstract1	Simple Product	₹7,000.00	1	Approved (Enabled)	Edit

<https://indianartzone.com/casproduct/vproduct/edit/set/114e4284b9c12>

uploading your paintings.

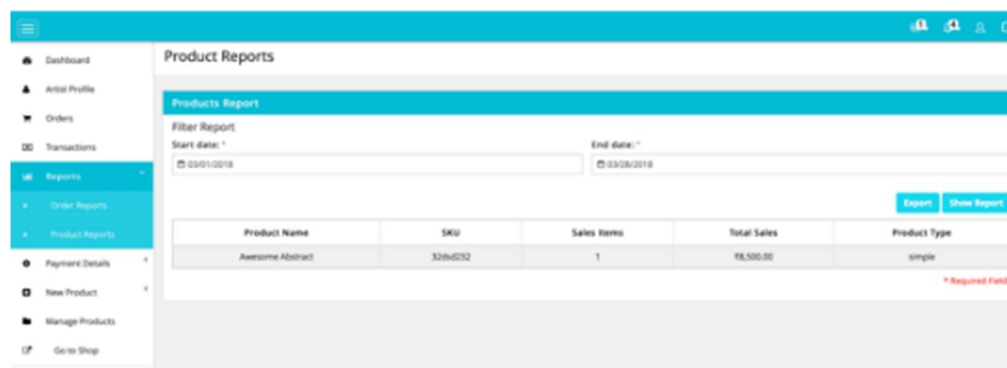
3. Go to your Shop



The dashboard shows a sidebar with navigation options: Dashboard, Artist Profile, Orders, Transactions, Reports, Payment Details, New Product, Manage Products, and Go to Shop (highlighted with a green box). The main content area displays a greeting for 'denish fernando', summary cards for Total Pending Amount (₹0.00), Total Earned Amount (₹0.00), and Total Orders Placed (1), and a Sales Analytics chart.

Below the chart, there is an Artist Profile section with a silhouette icon and a 'Public Name:' field. To the right is a large image of a painting in progress with a brush. Below this are three smaller product images with 'Sale' tags and an 'Offline' tag. Navigation controls include 'Show 24 per page' and 'Sort by Position'.

Product Reports



The Product Reports interface includes a sidebar with navigation options: Dashboard, Artist Profile, Orders, Transactions, Reports (expanded to show Order Reports, Product Reports, Payment Details, New Product, Manage Products, and Go to Shop), and Go to Shop. The main content area shows a 'Products Report' filter section with 'Start date:' (03/01/2018) and 'End date:' (03/08/2018) fields, and 'Export' and 'Show Report' buttons. Below is a table with the following data:

Product Name	SKU	Sales Items	Total Sales	Product Type
Awesome Abstract	32du032	1	₹8,500.00	simple

A red asterisk indicates required fields.